



SLATE ROOF



DUTCH GABLE



SANDSTONE PEDIMENT



COPING SPHERE



SOFFIT & BARGE BOARD



PORCH ROOF



DENTIL FEATURES



ENTRANCE CANOPY



OG GUTTERING



CANOPY & COLUMNS



DOOR SURROUND



BOLT-ON-BALCONY



WINDOW FEATURE



CLOCKTOWER



BAY WINDOW



CHIMNEY



WINDOW CILL



FEATURE

THE UK'S LARGEST GENERAL MOULDER

# CANOPYIES

Production Glassfibre is by some margin the largest general moulder of grp products in the United Kingdom. With three modern factories and 250+ employees we can use our size to procure better material prices than our competitors and our scale to ensure the highest levels of productivity. We also know that to continue growing our business we must provide our customers with the very highest levels of service. As a result, we are confident that our value, quality and delivery performance will exceed all expectations for our industry.

Glassfibre, or grp is a uniquely suitable material for the manufacture of canopies. We can replicate tile, lead and slate for the roof section yet a complete standard canopy will weigh less than 25kg! Fitting is therefore both easier and quicker than a traditional build. Glassfibre is also weather resistant, requiring no maintenance and having a life expectancy well in excess of a timber and tile alternative.

With four designs, three roof effects, two base colours and a variety of sizes, our range of standard canopies should cover the requirements of most builders, housing associations and home improvers. Generally available from stock, delivery to your site should be within 24 hours of order.

Of course Production Glassfibre can also manufacture to your own design as shown in this picture, and has vast experience in a wide range of other building industry products which we would be delighted to discuss. Please call or e:mail so that we can arrange an appointment, or else organise a visit to one of our factories.



## production GLASSFIBRE

THE UK'S LARGEST GENERAL MOULDER

### **SOUTH**

Wilstead Industrial Estate,  
Wilstead, BEDFORDSHIRE  
MK45 3PD

**T.**01234 741444 **E.**south@productionglassfibre.co.uk

### **NORTH**

Altham Business Park,  
Accrington, LANCASHIRE  
BB5 5YJ

**T.**01282 680444 **E.**north@productionglassfibre.co.uk

### **SCOTLAND**

Mitchelston Industrial Estate,  
Kirkcaldy, FIFE  
KY1 3NA

**T.**01592 650444 **E.**scotland@productionglassfibre.co.uk

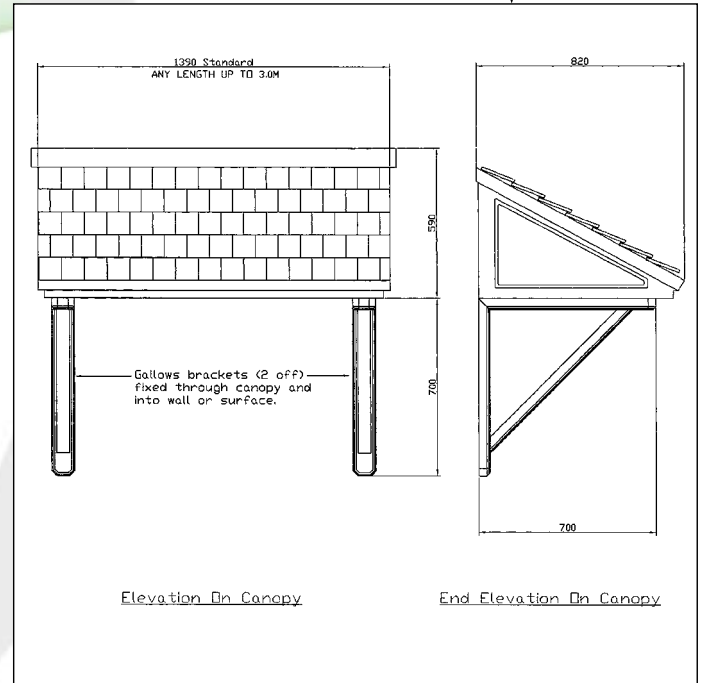
**W:** [www.productionglassfibre.co.uk](http://www.productionglassfibre.co.uk)



# THE UK'S LARGEST GENERAL MOULDER

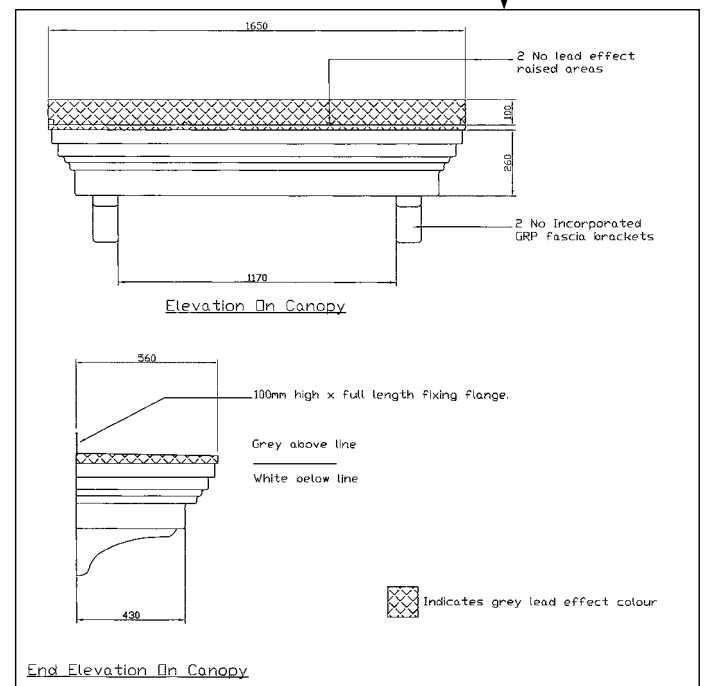
# SLOPED ROOF

Available with a tile or slate effect roof and a white or brown base. Standard canopy is 1390mm wide but any size up to 3000mm can be manufactured.



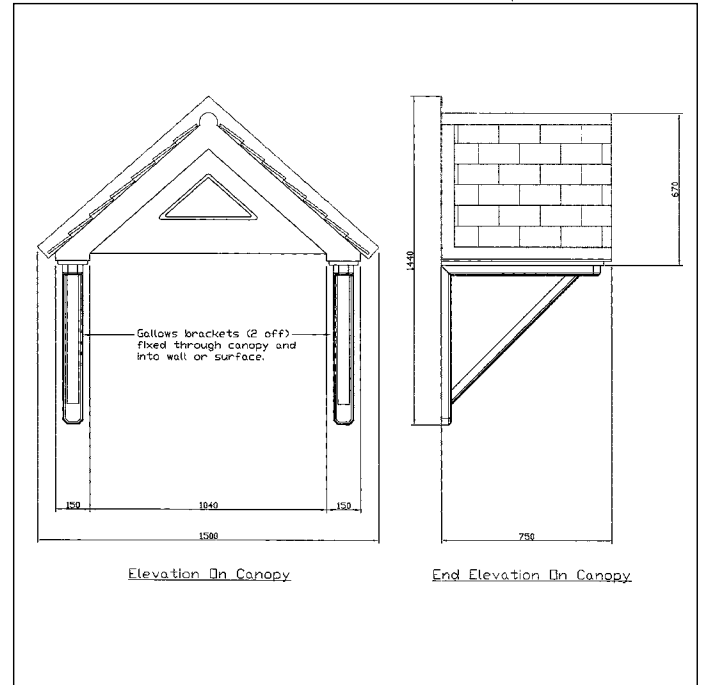
# FLAT ROOF

Incorporating moulded gallows brackets, this model has a lead effect roof and a white base.



# DOUBLE PITCH / CLOSED

Traditional front door canopy available with slate or tile effect roof and a white or brown base.



# DOUBLE PITCH / OPEN

As above, but with an open front to give a more rustic appearance.

